



ART & CRAFT

CLASS



Beyond 
THE CLASS

Open Your Mind to the Wider World
Through a Journey of Learning

POTTERY LEGEND

RATCHABURI



**ART & CRAFT
CLASS**



1 DAY ACTIVITY

Highlights

- **Uncover the legend of the water jar civilization**
Learn the story of Ong through animated cartoons
- **Three-country water jar exhibition**
Visit the water jar exhibition room with a lecture by a lecturer
- **Continue the tradition of making water jar**
Have fun making clay into water jar

RATCHABURI POTTERY LEGEND

1 DAY

Primary
School

ITINERARY



**10
minutes**

Uncovering the legend of the water jar civilization

Meet Nong Pok Lock and the water jar family in an animated cartoon that will teach children interesting stories about Ratchaburi water jar

**15
minutes**

Three-country water jar exhibition

Visit the Nine Dragon Pattern water jar exhibition room with the lecturer

**20
minutes**

Before it becomes a water jar

Enjoy a demonstration of the steps of pottery making and drawing pattern by an expert potter

**45 - 120
minutes**

Continue the tradition of making pottery

Have fun molding clay into pots and firing them in the kiln yourself

Activities service rates

D.I.Y ONLY 999 baht

- Red clay molding
- Paint the water jar

HAPPY SET 2 persons 1,490 baht

- Admission fee 2 persons
- Red clay molding 1 person
- Paint the water jar 2 persons

HAPPY SET 3 persons 1,690 baht

- Admission fee 3 persons
- Red clay molding 1 person
- Paint the water jar 3 persons




POTTERY LEGEND

RATCHABURI

NEARBY

ATTRACTIONS



★ Pottery Legend

1. Tao Hong Tai Ceramics Factory

2. Khao Hin Ngu Park

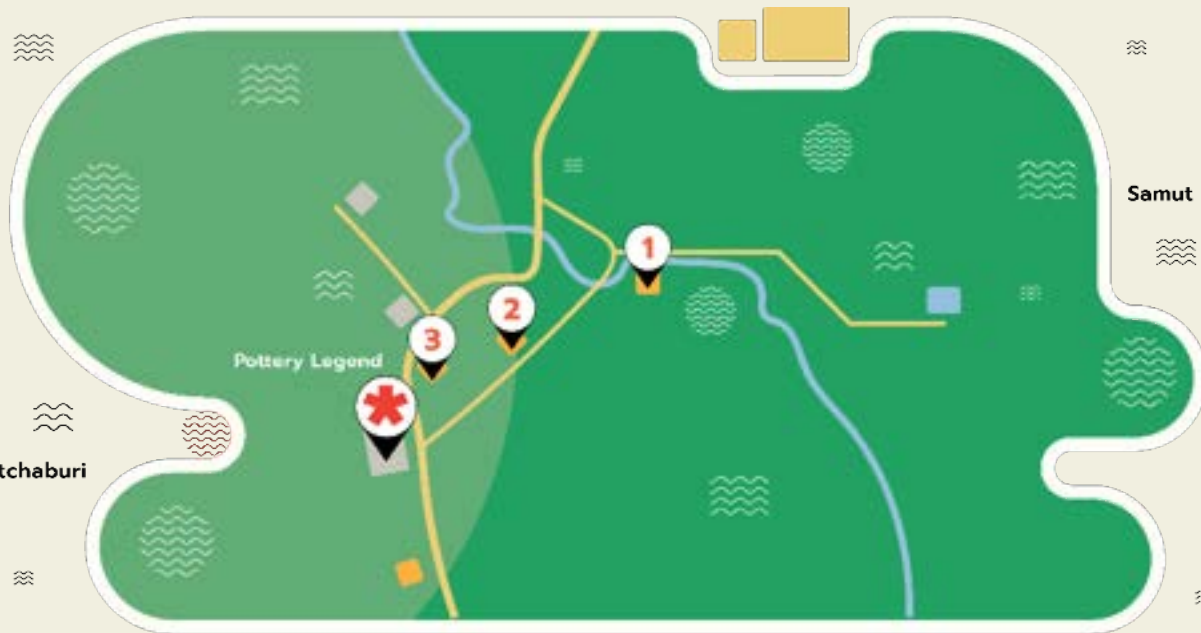
3. Damnoen Saduak Floating Market

POTTERY LEGEND

RATCHABURI

NEARBY

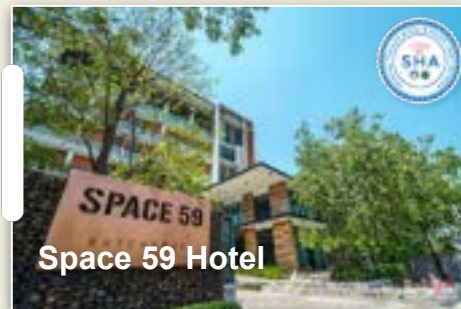
ACCOMMODATIONS



- ★ Pottery Legend
- 1. Rachabhura Hotel
- 2. Space 59 Hotel
- 3. Le Lert Hotel Ratchaburi



Rachabhura Hotel



Space 59 Hotel



Le Lert Hotel Ratchaburi

POTTERY LEGEND

RATCHABURI

NEARBY

RESTAURANTS



Ong Khao Ong Nam



Cowboy Café

★ Ong Khao Ong Nam 1.Cowboy Café

PHOTOS



Visit the water jar exhibition room

Visit the water jars displayed in the exhibition room, which tells the story of the water jars' history

Experience

Participants will gain knowledge about the history and importance of water jars



PHOTOS



Pottery Making and Demonstration

Create pottery with your own hands and watch a demonstration by an expert artisan

Experience

Participants will get hands-on experience making pottery and learn the process firsthand, following traditional community practices

PHOTOS



Atmosphere around Pottery Legend

The ambiance of the exhibition room and the tools used for the water jar-making demonstrations

CONTACT

POTTERY LEGEND

RATCHABURI

66 Moo 6 Petchkasem Rd.
Ton Tako sub-district

Muang district Ratchaburi
www.ruangkongong.com



Website: www.suansampran.com

Facebook: [เรื่องของโถ่ง Pottery Legend](#)

www.facebook.com/SuanSampran.Thailand

Email: info@potterylegend.com

Tel. +66 84 141 5465



SALES CHANNEL



UMBRELLA MAKING CENTRE

CHIANG MAI



**ART & CRAFT
CLASS**

1 DAY ACTIVITY

Highlight

- **Learn the story and paint Lanna Umbrellas**
Discover the history of Lanna umbrellas, their origins, and practical uses. Also learn about the intricate process of making them, as well as the elegant patterns that enhance the beauty of the umbrellas.

1 DAY

CHIANG MAI

UMBRELLA MAKING CENTRE

Primary
School



ITINERARY

UMBRELLA MAKING CENTRE

20
minutes

Learn the origins and making of umbrellas
Learn about the history and refinement of Lanna umbrella making

60
minutes

Paint umbrella
Start painting the Lanna umbrella to add beauty



Umbrellas painting activity rates

Umbrella width size **86 cm.**
rate 280 baht / person

Umbrella width size
51 cm. rate 220 baht
/ person

Umbrella width size **71 cm.**
rate 260 baht / person

Umbrella width size **36 cm.**
rate 180 baht / person

Umbrella width size **61 cm.**
rate 240 baht / person

Umbrella width size **25 cm.**
rate 120 baht / person

Remark
Price for accompanying
teacher
500 baht per 1 teacher

Opening hour
Monday – Saturday
8.30-16.45


UMBRELLA MAKING CENTRE

CHIANG MAI

NEARBY ATTRACTIONS



Baan Jang Nak



MAIAM
Contemporary Art Museum



Art in Paradise Chiang Mai



**Umbrella Making
Centre**

1. Baan Jang Nak

2. MAIAM Contemporary
Art Museum

3. Art in Paradise
Chiang Mai

UMBRELLA MAKING CENTRE

CHIANG MAI

NEARBY ACCOMMODATIONS



 **Umbrella Making
Centre**

1. Khum Wang Nuea

2. I-River Chiang Mai

3. Cross Chiang Mai
Riverside



I-River Chiang Mai



Cross Chiang Mai
Riverside



Khum Wang Nuea

UMBRELLA MAKING CENTRE

CHIANG MAI

NEARBY RESTAURANTS



 **Umbrella Making
Centre**

1.Lanna Roots

2.Baan Baan



Lanna Roots



Baan Baan

PHOTOS



Demonstration of Lanna Umbrella Making

*A demonstration of Lanna umbrella making
by expert artisans*



Painting Lanna Umbrellas

Coloring and drawing patterns on Lanna umbrellas to enhance the beauty of the intricate artwork

Experience

*Participants will develop focus and creativity through designing or replicating patterns
and painting them on the umbrellas*



PHOTOS



Painting Lanna Umbrellas

Coloring and drawing patterns on Lanna umbrellas to enhance the beauty of the intricate artwork

Experience

Participants will develop focus and creativity through designing or replicating patterns and painting them on the umbrellas



Demonstration of Lanna Umbrella Making

A demonstration of Lanna umbrella making by expert artisans

PHOTOS



Painting Lanna Umbrellas

Coloring and drawing patterns on Lanna umbrellas to enhance the beauty of the intricate artwork

Experience

Participants will develop focus and creativity through designing or replicating patterns and painting them on the umbrellas



Demonstration of Lanna Umbrella making

A demonstration of Lanna umbrella making by expert artisans



Lanna Umbrella frame



Finish Lanna Umbrella

CONTACT

UMBRELLA MAKING CENTRE

CHIANG MAI
111/2 Moo 3 Bo Sang - Doi Saket
Rd.

www.handmade-umbrella.com



Website: www.handmade-umbrella.com

Facebook: [ร่มบ่อสร้าง Umbrella Making Centre](#)

ศูนย์อุตสาหกรรมทำร่ม, ร่มถวิล

www.facebook.com/

[UmbrellaMakingCentreChiangMai](#)

Email: romborsang@yahoo.com

Tel.

SALE CHANNELS



SiamRise
Travel

EDGO
EXPERIENCES



BAAN KIRIWONG COMMUNITY

NAKHON SRI THAMMARAT



**ART & CRAFT
CLASS**

NAKHON SRI THAMMARAT

ชุมชนบ้านคีรีวง

2 DAYS 1 NIGHT

High
School



2 DAYS 1 NIGHT

Highlights

- **Explore the Community Atmosphere**
Take a stroll and enjoy the fresh air, along with the peaceful ambiance of the community
- **Learn to Weave, Tie-Dye, and Make Keychains from Natural Materials**
Discover how to craft keychains and dye fabrics using colors and materials sourced from nature

ITINERARY

DAY 1

BAAN KIRIWONG COMMUNITY



13:00

Meet at the Kiriwong
Baanklumai accommodation to hear
stories about the community

14:00

**Learn the process of making tie-dye from
natural materials,**
including the steps for preparing colors and
gathering raw materials

15:00

**Learn the process of making tie-dye from
natural materials,** including preparing the
fabric, bleaching the fibers, and creating
patterns

18:00

Relax at your leisure



ITINERARY

DAY 2



9:00

**Learn the Process of Tie-Dyeing
with Natural Materials**

- Dyeing Process
- Product Transformation

11:00

**Explore the Surroundings of the Village and
Community life**

- Cycle through the community to experience daily life
- Visit the fish at Wang Matcha and enjoy the refreshing waters at Wang Mai Pak waterfall
- Explore the suspension bridge and take photos to capture memories

13:00

Farewell to the community



Activity Service Rates

Price: **3,000 baht** per person

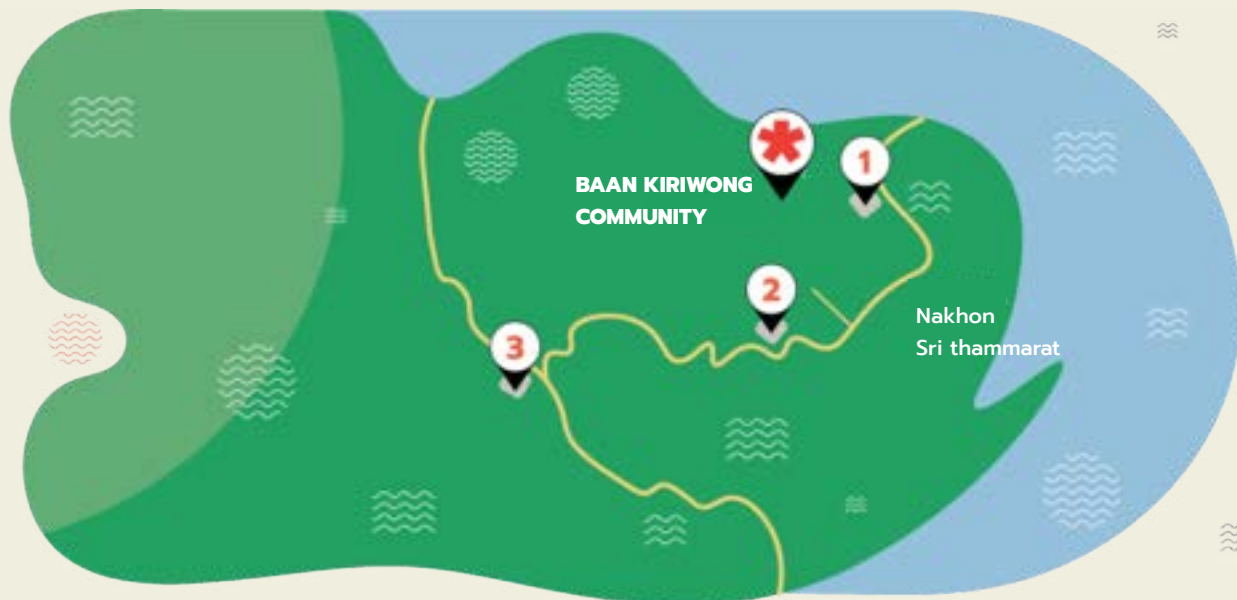
**Price includes accommodation
and excludes meals.**

**Best Season for Activities:
January - August**

BAAN KIRIWONG COMMUNITY

NAKHON SRI THAMMARAT

NEARBY ATTRACTIONS



Natural Dye
Tie-Dye Group

1. Wat Khao Khun Phanom

2. Khao Luang National Park

3. Rai Kasemsuk



Wat Khao Khun Phanom



Khao Luang National Park



Rai Kasemsuk

BAAN KIRIWONG COMMUNITY

NAKHON SRI THAMMARAT

NEARBY ACCOMMODATION

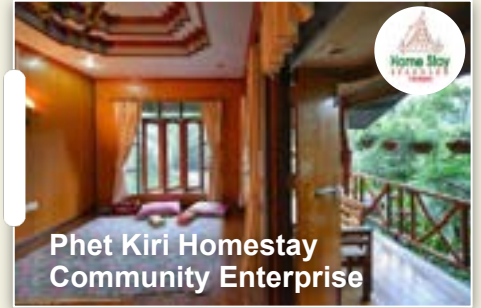


 **Natural Dye Tie-Dye Group**

1. Phet Kiri Homestay Community Enterprise

2. The Sky Roof Homestay

3. Baan Phuriwat Kiriwong



Phet Kiri Homestay Community Enterprise



The Sky Roof Homestay

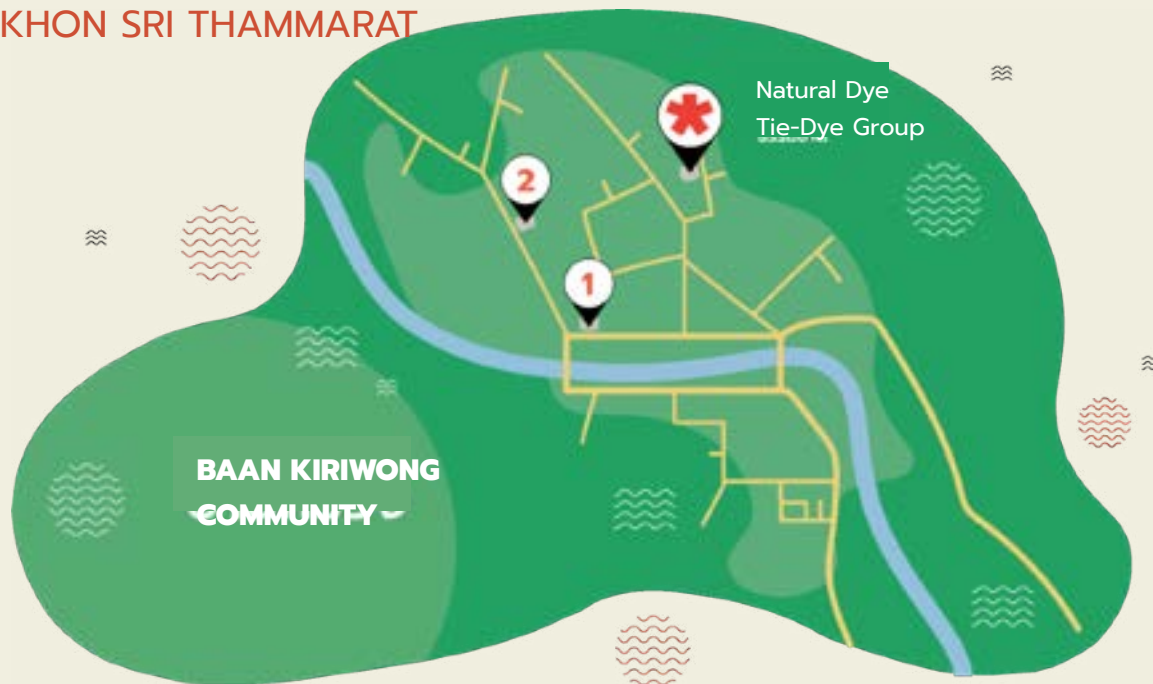


Baan Phuriwat Kiriwong

BAAN KIRIWONG COMMUNITY

NAKHON SRI THAMMARAT

NEARBY RESTAURANTS



★ **Natural Dye
Tie-Dye Group**

1. GOOD TIME Cafe 2. Krok Por Thao



GOOD TIME cafe



Krok Por Thao

PHOTOS



Atmosphere of the Natural Tie-Dye Group

The natural tie-dye group in the Kiriwong community, a place where colors from nature are applied to fabric.



Learning About Natural Dyeing

Participants will engage in activities to learn about natural tie-dyeing, which is considered an art form through nature. They will use materials such as mangosteen leaves, stink bean pods, rambutan husks, and young coconut husks, starting from the initial processes to the final tie-dyeing. This includes preparing the raw materials and creating a piece of fabric or clothing.

Experiences

Participants will gain knowledge about the different colors obtained from nature and where each color comes from, as well as insights into the tie-dyeing process from skilled instructors.



PHOTOS



Atmosphere of the Tie-Dye Demonstration

An activity to learn about making natural tie-dye fabrics from experts who teach the process, starting from selecting colors and materials sourced from nature.



Atmosphere Inside the Dyeing Studio

The actual workspace of the dyers, showcasing the environment and the steps involved in the dyeing process.



PHOTOS



Atmosphere of Work and Products from Naturally Dyed Fabrics

The atmosphere inside the dyeing workshop includes a shop selling products from Kiree, which are made on-site. Each piece of fabric can be tailored into fashionable clothing and sold nationwide.



Atmosphere Around the Natural Tie-Dye Center

A visual depiction of the surrounding environment of natural tie-dye group.



Materials for Making Natural Tie-Dye Fabrics

Local materials sourced from nature.


CONTACT

BAAN KIRIWONG COMMUNITY

NAKHON SRI THAMMARAT

373 Moo 10 Baan Kiriwong, Kam Lon
Sub-district, Lan Saka District,
Nakhon Sri Thammarat, 80230

www.facebook.com/KireecraftNaturalColors



Facebook: KiRee [www.facebook.com/](https://www.facebook.com/KireecraftNaturalColors)

[KireecraftNaturalColors](https://www.facebook.com/KireecraftNaturalColors)

Email: aree.kiri@hotmail.com

Tel. +66 86 946 7786



SALES CHANNELS



BAN NONG SAN COMMUNITY

SAKON NAKHON



**ART & CRAFT
CLASS**

SAKON NAKHON BAN NONGSAN COMMUNITY

2 DAYS 1 NIGHT

College

2 DAYS 1 NIGHT

Highlights

- **Activities in Cotton Weaving and Indigo Dyeing**

Experience the cotton weaving that represents the identity of the Sakon Nakhon people and learn to create indigo-dyed fabrics in the traditional style of the Nongsan community

- **Learning the Indigo Process**

Discover the steps involved in growing indigo in the Nong San village including planting, caring, harvesting, and properly collecting indigo plants

- **Harvesting Garden Vegetables**

Gather fresh vegetables from community gardens in each household to prepare local dishes. Enjoy the delicious and well-balanced flavors of Nongsan's traditional cuisine.



ITINERARY

DAY 1

BAN NONG SAN COMMUNITY



12:00

Arrive at the Nong San community

Board an "e-tak (tractor)," the local transportation of the Isaan people, which will take us to learn more about the Nong San community.

13:45

Have fun with activities making local snacks

using various ingredients sourced from the garden, such as "khao tom daek".

15:15

Learn to make "Khan Mak Beng"

and "bai sri su khwan" with Grandma Lom, an expert in traditional trays. She will share her knowledge and guide you through hands-on activities.

18:00

Bai Sri Su Kwan

Traditional welcoming ceremony in the Isaan region, intended to bring good fortune. Guests will share a dinner together, followed by free time to relax at their leisure.

16:00

Watch the sunset at Nong San village

Enjoying the warm atmosphere of the community bathed in the evening light and surrounded by fields of indigo.



ITINERARY

DAY 2



09:30

Nong San Community Indigo Fabric Group

Come and learn the steps of indigo planting and harvesting. Experience creating indigo-dyed fabric and personally dye your own piece, which will serve as a souvenir from the community

12:00

Lunch

Enjoy delicious som tum (papaya salad) and fried chicken made by the skilled cooks of Nong San

14:00

Farewell to the Nongsan Community

Activity Service Rates

**Nong San Community
2 Days, 1 Night Activity Package** includes meals and homestay accommodation within the community

Price: 3,000 THB per person
Minimum: 4 persons
(Advance booking required 7 days prior)



BAN NONG SAN

COMMUNITY

SAKON NAKHON

NEARBY

ATTRACTIONS



**Ban Nong San
Community**

1. Phu Phai Sarn Integrated
Agriculture Learning Center

2. Phu Phan
National Park

3. Wat Phra That
Chao Chum Worawihan



**Phu Phai Sarn Integrated
Agriculture Learning Center**



Phu Phan National Park



**Wat Phra That Chao Chum
Worawihan**

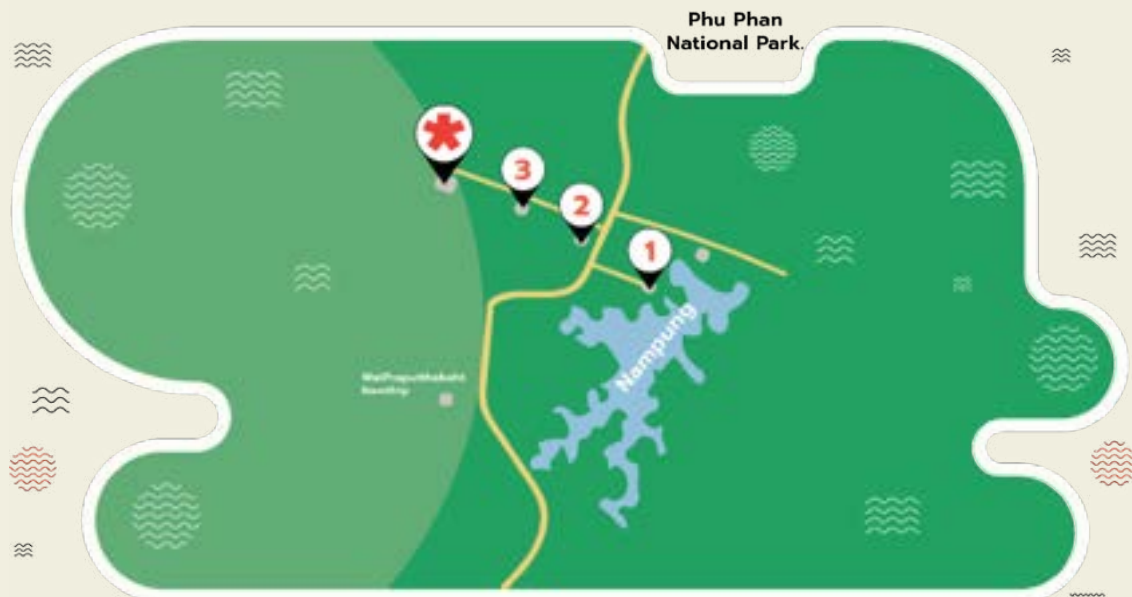
BAN NONG SAN

COMMUNITY

SAKON NAKHON

NEARBY

ACCOMMODATIONS



**Ban Nong San
Community**


1. Rim Khian
Homestay

2. Kijunara Place
Phu Phan

3. Huean Him Phu
Resort



Rim Kuean Homestay



Keeju Nara Place



Huean Him Phu Resort

BAN NONG SAN

COMMUNITY

SAKON NAKHON

NEARBY

RESTAURANTS



1. Une

2. Ban Hed Café

PHOTOS



Activity: Indigo-Dyed Silk Weaving

Participants will learn how to weave indigo-dyed silk from local artisans, exploring the production process for indigo fabric and the traditional methods of dyeing

Experience Gained

Participants will gain knowledge about indigo weaving for practical use and how to develop products that generate income for the community



Activity: Indigo Harvesting

Participants will visit indigo gardens and learn about the harvesting process to utilize the indigo plants

Experience

Participants will learn the steps involved in caring for indigo, harvesting it, and the benefits derived from its various parts

PHOTOS



Cotton Spinning, Weaving, and Indigo Dyeing

The community creates indigo-dyed fabrics from natural indigo plants, using traditional methods. The process of producing indigo-dyed cloth is intricate and requires both time and dedication to achieve the natural color

Experience

Participants will learn how to produce cotton, from its cultivation to the weaving process, gaining insights into traditional techniques and practices



Activity: Indigo Dyeing

This activity allows participants to experience traditional indigo dyeing as practiced in the Nong San community

Experience

Participants will learn about the use of indigo dye and the origins of the dyeing process from the community

PHOTOS



Ride in a Local Tractor, Harvest Vegetables, and Explore the Community

This activity allows participants to learn about the lifestyle of the Ban Nong San community. You will ride in a local tractor to explore the surrounding village, passing lush indigo fields, and stop to gather local ingredients for traditional cooking

Experience

Participants will learn about the way of life in the Ban Nong San community, which has grown alongside indigo cultivation, and discover the process of making local dishes

CONTACT

BAN NONG SAN COMMUNITY

SAKON NAKHON

28 Kok Phu Sub-district,
Phuphan District, Sakon Nakhon 47180

www.facebook.com/bannongsan



Facebook: <https://www.facebook.com/bannongsan>

Email: m.mingmitmee@gmail.com

Tel. +66 62 428 2247



SALES CHANNELS



SPEAKER NOTE

Contact Information for Companies with Target Markets Suitable for the Program

1. SiamRise Travel

SiamRise Travel focuses on cultural and responsible tourism. All activities and experiences are collaboratively created with local communities to consider the social impacts on those communities.

Website: www.siamrisetraavel.com

Facebook: SiamRise Travel - สยามรัย ทราเวล

Instagram: [siamrisetravel](https://www.instagram.com/siamrisetravel)

Email: booking@siamrisetravel.com

Tel: +66 89 415 6240

2. Cubic Creative Emphasis on creating learning formats that integrate modern learning management techniques, practice problem-solving thinking processes, develop creativity and social skills, combined with fun and challenges in a style that young people love, resulting in a fascinating and unique charm of learning.

Website : www.cubiccreative.org

Facebook : Cubic Creative

Tel : +66 83 159 0777

3. SMART-i CAMP Engraving The Future

SMART-i Camp is a one-day and overnight camp during school breaks, like a second school for children, providing opportunities for children to develop both Hard Skills and Soft Skills to increase their potential. Every activity in the SMART-i CAMP school break is outstanding in terms of training learning process skills, increasing emotional intelligence, and also being a safe space for children to promote limitless thinking outside the box, open to different ideas, and fully know their own value from the inside out.

Website : www.smart-icamp.com

Facebook : SMART-i Academy

Instagram : [smarticamp](https://www.instagram.com/smarticamp)

Email : smarticamp@gmail.com

Tel : +6694 879 9919

4. Local Alike Social enterprise using tourism as a tool for community development and creating community tourism routes where customers can book trips through Local Alike's platform and social media.

Website : www.localalike.com

Facebook : Local Alike

Instagram : [localalike](https://www.instagram.com/localalike)

Email : booking@localalike.com

Tel : +66-64-559-8636

BAAN MUANG KUNG

COMMUNITY

CHIANG MAI



ART & CRAFT CLASS

CHIANG MAI

BAAN MUNG KUNG

COMMUNITY

1 DAY

1 DAY ACTIVITY

Highlights

- **Dress Like a Lanna Person**
Dress in classic Lanna attire and create a traditional flower cone for offering to the monks
- **Learn Pottery in Muang Kung Community**
Experience hands-on pottery making by crafting your own Lanna-style pot in the Muang Kung community, fostering cultural learning and honing your craftsmanship skills



Primary
School

ITINERARY

BAAN MUANG KUNG COMMUNITY



09:30

Visit Wat Ton Kwen

Dress in classic Lanna attire and make a flower cone to offer to the monks

10:00

Pay Respects to the Buddha Statue

Offer your respects to the Buddha statue with a flower cone you made yourself, and admire the beauty of the temple

12:00

Enjoy Local Cuisine for Lunch

Savor a traditional local meal for lunch.

13:00

Journey to Baan Muang Kung Community

Enter the community of Lanna pottery to begin your learning experience in the pottery-making process



ITINERARY



14:00

Snack Time

Enjoy steamed longan cakes and pandan leaf juice to get ready for your pottery session!

14:15

Small Pottery Activities: Small Jars, Cups, and Vases

Learn from a master craftsman or pottery expert, and start creating your own works!



Activity Service Rates

Price per Person

2 people: 2,990 THB

3 - 4 people: 2,590 THB

5 - 9 people: 2,190 THB

10 people and above: 1,590 THB

Activity Availability: Monday to Saturday

Advance Booking: 7 days required

MUANG KUNG COMMUNITY

CHIANG MAI

NEARBY ATTRACTIONS



★ **Baan Muangkung
Community**

1. Wat Inthrawat
(Wat Ton Kwaen)

2. Grand Canyon
Water Park

3. Chiang Mai
Night Safari



Chiang Mai Night Safari



Wat Inthrawat (Wat Ton Kwaen)



Grand Canyon Water Park

MUANG KUNG COMMUNITY

CHIANG MAI

NEARBY ACCOMMODATIONS



1.Las Orquideas
Resorts

2.Content Villa
Chiang Mai

3.Foresta Villa



MUANG KUNG COMMUNITY

CHIANG MAI




★ **Baan Muangkung
Community**

1. Khaomao-Khaofang
Imaginary Jungle

2. Carp Cafe

NEARBY RESTAURANTS



PHOTOS



Ancient Clay Pottery

In this activity, children will learn about the origins of ancient pottery from Ban Muang Kung in Chiang Mai, a community with over 200 years of history. They will have the opportunity to create their own unique clay vases, found nowhere else in the world

Experience

Participants will learn traditional clay shaping techniques, helping to develop skills in concentration and artistic expression through pottery

PHOTOS



Ancient Clay Pottery

In this activity, children will explore the origins of ancient pottery from Ban Muang Kung in Chiang Mai, a community with over 200 years of history. They will have the opportunity to create their own clay vases, which are unique to this area

Experience

Participants will learn traditional clay shaping techniques, fostering skills in concentration and artistic expression through pottery

PHOTOS



Ancient Clay Pottery

In this activity, children will learn about the history of ancient pottery from Ban Muang Kung in Chiang Mai, a community with over 200 years of history. They will have the opportunity to shape their own clay vases, which are unique to this location

Experience

Participants will learn traditional clay shaping techniques, helping them develop skills in focus and artistic expression through pottery

CONTACT

BAAN MUANG KUNG COMMUNITY

CHIANG MAI

Moo 7 Baan Muang Kung
Village
Nong Kwai Sub-district
Hang Dong District, Chiang Mai

www.facebook.com/Clayprodcts



Facebook: <https://www.facebook.com/Clayprodcts>

Email: ting_art@hotmail.com

Tel. +66 84 389 6615



SALES CHANNELS

